

HIGHER EDUCATION STA- TISTICS

2019

Ministry of Higher Education
Maldives
2020



FOREWORD BY THE MINISTER OF HIGHER EDUCATION



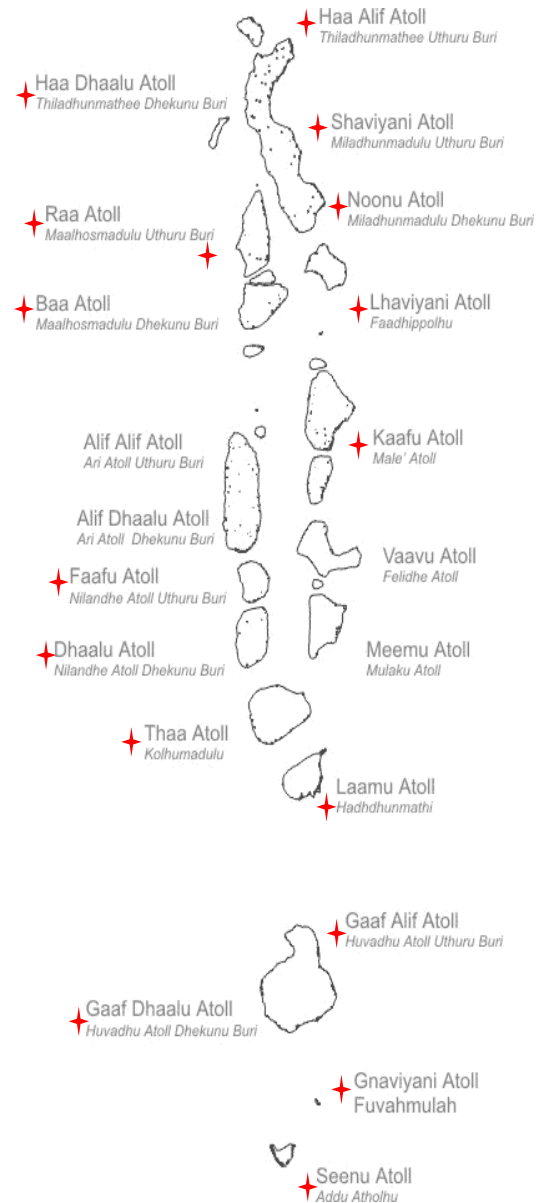
Living in a knowledge-driven economy requires graduates to be equipped with 21st-century skills, values, attitudes, and knowledge to keep up with the rapidly evolving world. In such a context, understanding the enrollment, retention and graduation trends and patterns of the higher education institutes will lay the foundation to a stronger higher education system where everyone has the opportunity to pursue the tertiary education goals and career pathways of their choice.

The higher education institutes serve and enrich our society in many ways through their contributions to nation-building. Their collective role in strengthening the higher education system of the Maldives is prominent and underscores the importance of providing comprehensive statistics of the higher educational landscape of the country.

To this end, the Ministry of Higher Education, in collaboration with the tertiary institutes in the Maldives, presents the Higher Education Statistical Booklet of 2019. The booklet is the first of a series the Ministry of Higher Education intends to publish annually. It is my hope that the range of aspects of tertiary education covered in the booklet will be of great use to researchers, policy-makers, students and higher education providers of the Maldives.

Dr Ibrahim Hassan
Minister of Higher Education

DISTRIBUTION OF REGIONAL CAMPUSES OFFERING HIGHER EDUCATION PROGRAMMES IN 2019



CLASSIFICATION OF HIGHER EDUCATION INSTITUTIONS

Classification of higher education institutions

Ownership/Type	Private	Government
College	9	1
University	0	2

*Excluding Institute for Security and Law Enforcement Studies (ISLES) and College of Defence and Security Studies (CDSS)

UNIVERSITIES AND COLLEGES

Maldives National University

Islamic University of Maldives

Maldives Polytechnic

AVID College

Clique College

Cyryx College

MI College

Maldives Business School

Mandhu College

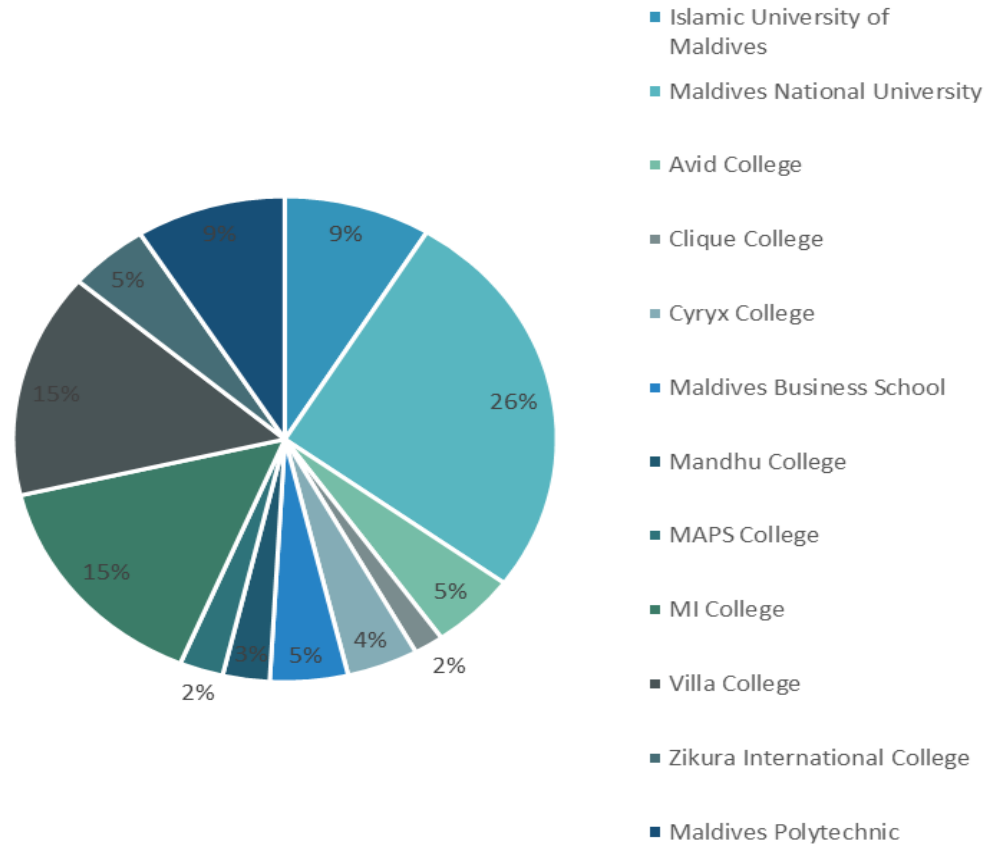
MAPS College

Villa College

Zikura International College

ENROLLMENT IN UNIVERSITIES AND COLLEGES

Percentage of enrollment in universities and colleges



HIGHER EDUCATION PROGRAMMES BY FIELD OF STUDY

MAIN FIELD	FIELD OF EDUCATION AND	MAIN FIELD	FIELD OF EDUCATION AND TRAIN-	MAIN FIELD	FIELD OF EDUCATION
Basic programmes and qualifications	Basic programmes and qualifications	Business, Administration and Law	Accounting and taxation	Health and Welfare	Medicine
Personal skills	Personal skills	Business, Administration and Law	Finance, banking and insurance	Health and Welfare	Nursing and midwifery
Education	Teacher training for children	Business, Administration and Law	Management and administration	Health and Welfare	Medical diagnostic and
Education	Teacher training without subject specialization	Business, Administration and Law	Marketing and advertising	Health and Welfare	Therapy and rehabilitation
Education	Training for pre-school teachers	Business, Administration and Law	Law	Health and Welfare	Pharmacy
Education	Teacher training with subject specialization	Natural Sciences, Mathematics and Statistics	Biology	Health and Welfare	Social work and counselling
Arts and Humanities	Audio-visual techniques and media production	Natural Sciences, Mathematics and Statistics	Earth science	Services	Domestic services
Arts and Humanities	Fashion, interior and industrial design	Information and Communication Technologies	Database and network design and administration	Services	Hotels, restaurants and catering
Arts and Humanities	Religion and theology	Information and Communication Technologies	Software and applications development and analysis	Services	Sports
Arts and Humanities	Philosophy and ethics	Engineering, Manufacturing and Construction	Chemical engineering and processes	Services	Travel, tourism and leisure
Arts and Humanities	Language acquisition	Engineering, Manufacturing and Construction	Electricity and energy	Services	Community sanitation
Arts and Humanities	Literature and linguistics	Engineering, Manufacturing and Construction	Mechanics and metal trades	Services	Protection of persons and property
Social Sciences, Journalism and Information	Political science and civics	Engineering, Manufacturing and Construction	Motor vehicles, ships and aircrafts		
Social Sciences, Journalism and Information	Psychology	Engineering, Manufacturing and Construction	Food processing		
Social Sciences, Journalism and Information	Journalism and reporting	Engineering, Manufacturing and Construction	Materials (glass, paper, plastic and wood)		

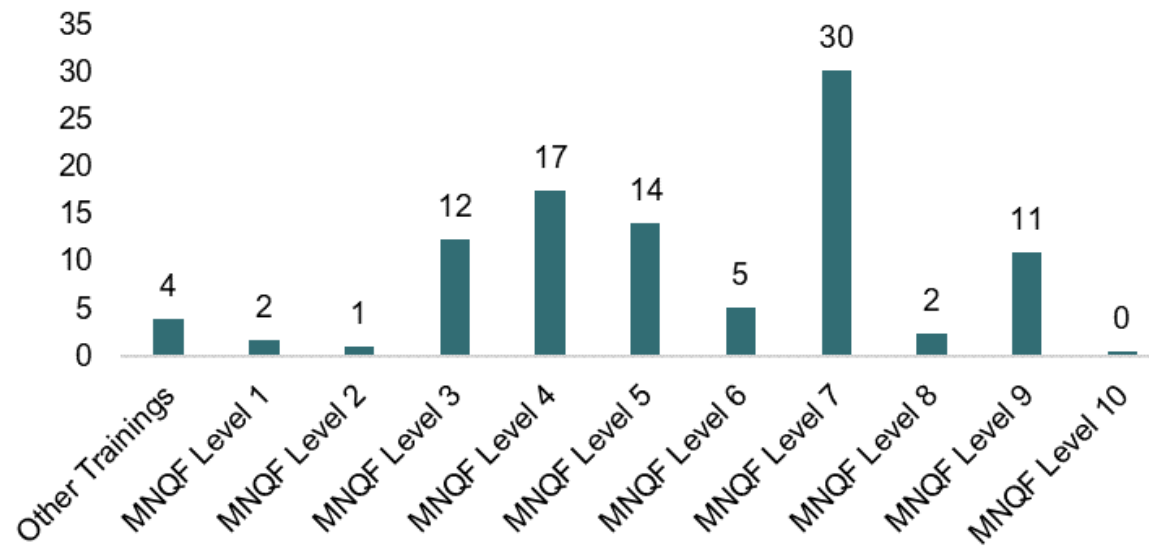
NUMBER OF STAFF BY GENDER, NATIONALITY AND TYPE OF EMPLOYMENT

Number of staff by gender, nationality and type of employment

		Female	Male
Local staff	Full-time staff	115	180
	Part-time Staff	24	42
Foreign staff	Full-time staff	54	102
	Part-time Staff	5	18
Total		198	342

PERCENTAGE OF HIGHER EDUCATION PROGRAMMES CONDUCTED BY LEVELS OF MALDIVES NATIONAL QUALIFICATIONS FRAMEWORK

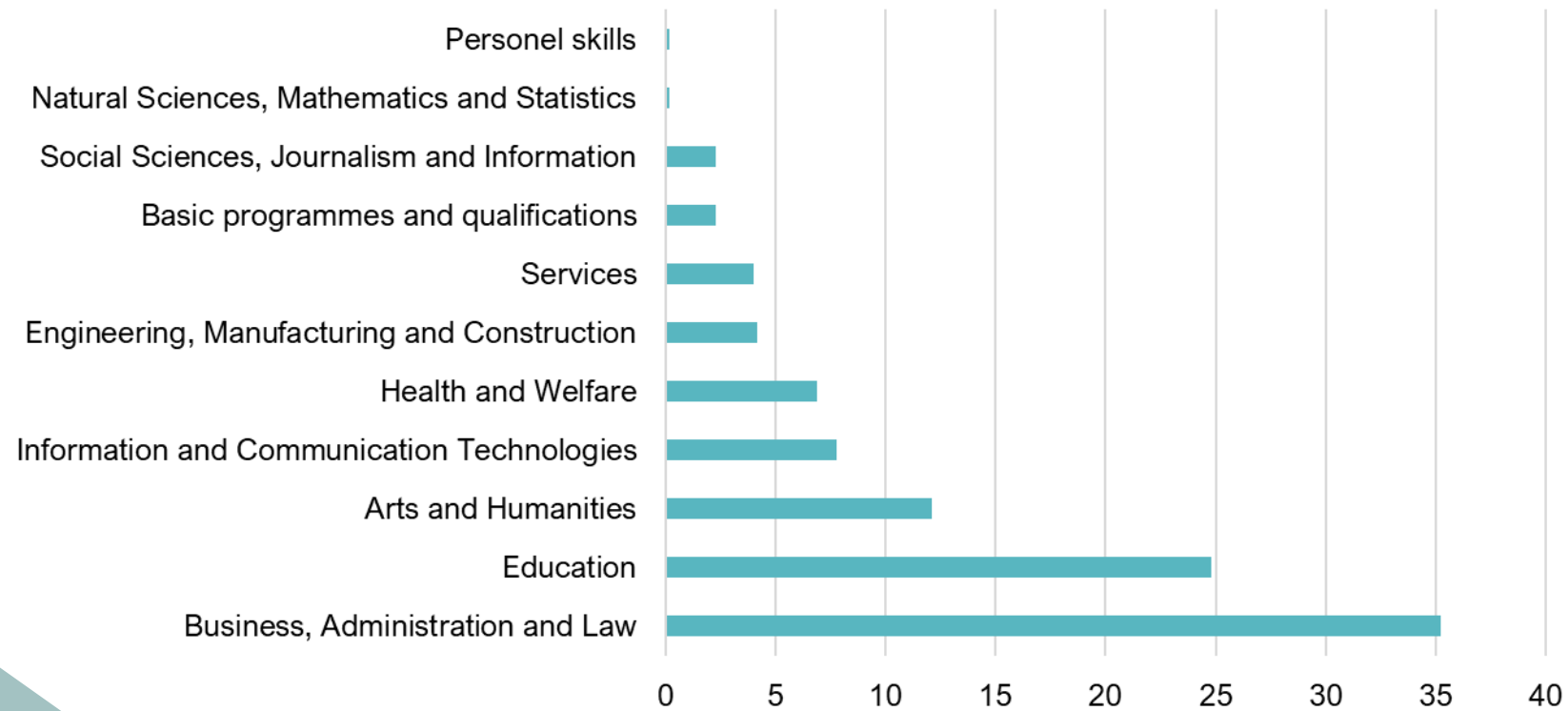
Percentage of higher education programmes conducted by levels of MNQF



TOTAL PROGRAMMES
CONDUCTED
843

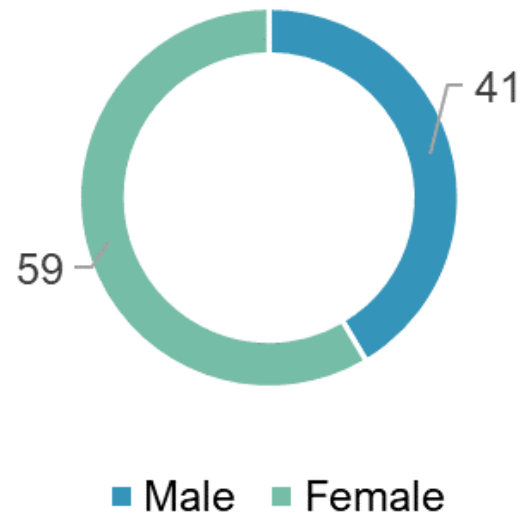
HIGHER EDUCATION PROGRAMMES CONDUCTED BY FIELD OF STUDY

Percentage of higher education programmes conducted by field of study

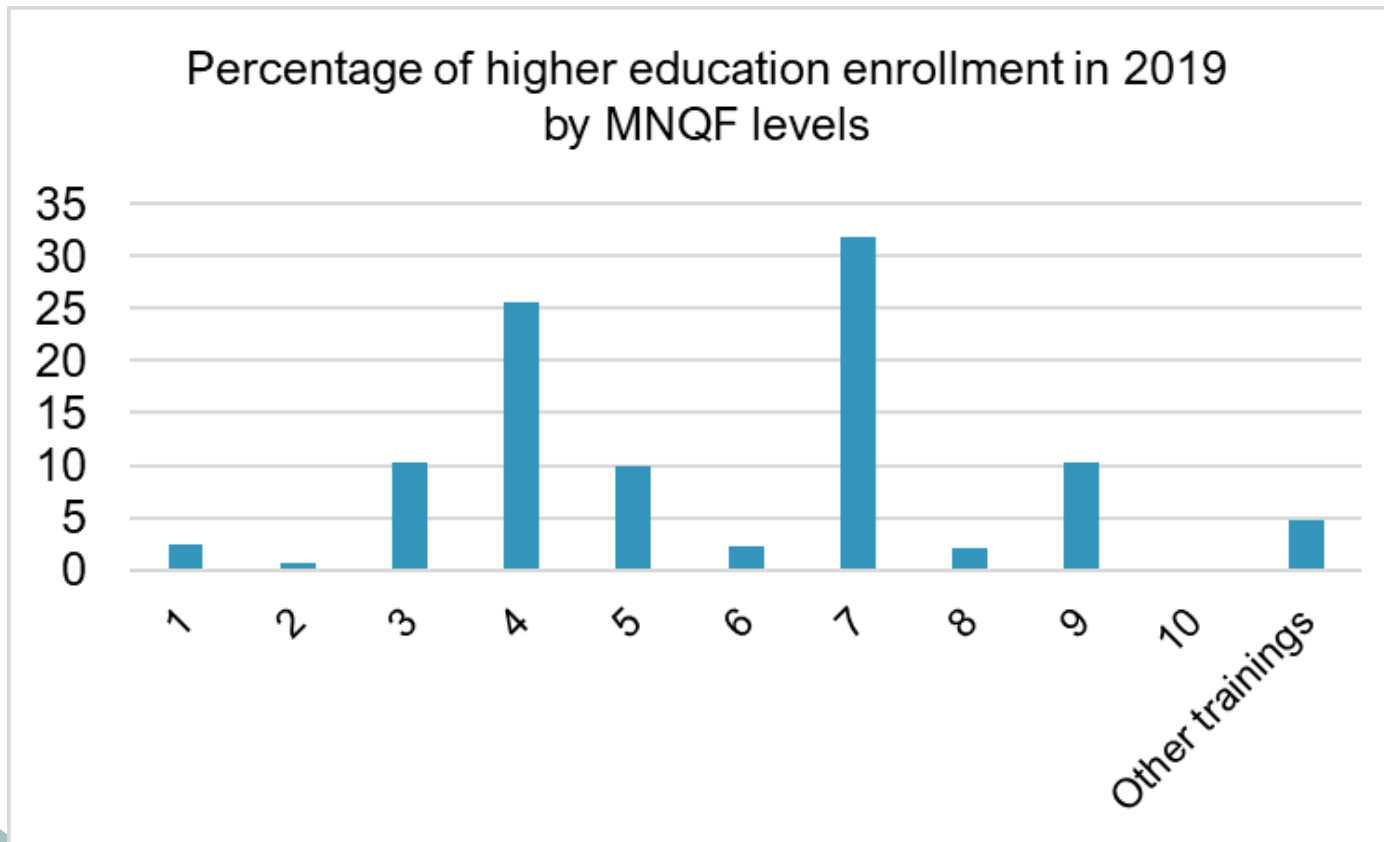


HIGHER EDUCATION ENROLLMENT IN 2019 BY GENDER

Percentage of higher education enrollment in 2019 by gender



HIGHER EDUCATION ENROLLMENT IN 2019 BY LEVELS OF MALDIVES NATIONAL QUALIFICATIONS FRAMEWORK



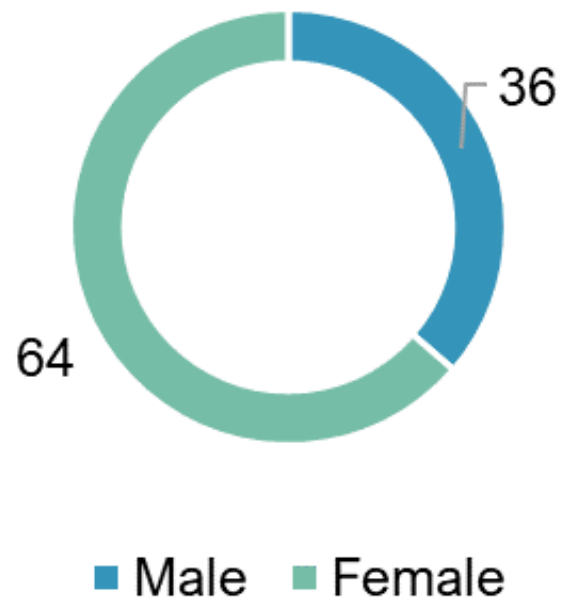
HIGHER EDUCATION ENROLLMENT IN 2019 BY FIELD OF STUDY

FIELD OF EDUCATION AND TRAINING	Male	Female	Total	FIELD OF EDUCATION AND TRAINING	Male	Female	Total
Basic programmes and qualifications	443	594	1037	Database and network design and administration	650	335	985
Personal skills	0	0	0	Software and applications development and analysis	59	30	89
Teacher training for children with special needs	140	57	197	Chemical engineering and processes	34	0	34
Teacher training without subject specialization	291	887	1178	Electricity and energy	30	0	30
Training for pre-school teachers	529	137	666	Mechanics and metal trades	0	0	0
Teacher training with subject specialization	208	731	939	Motor vehicles, ships and aircrafts	3	0	3
Audio-visual techniques and media production	78	86	164	Food processing	15	57	72
Fashion, interior and industrial design	14	25	39	Materials (glass, paper, plastic and wood)	0	0	0
Religion and theology	246	274	520	Building and civil engineering	12	1	13
Philosophy and ethics	1	2	3	Medicine	26	32	58
Language acquisition	152	456	608	Nursing and midwifery	35	892	927
Literature and linguistics	4	9	13	Medical diagnostic and treatment technology	9	46	55
Political science and civics	14	33	47	Therapy and rehabilitation	4	17	21
Psychology	29	182	211	Pharmacy	8	128	136
Journalism and reporting	8	10	18	Social work and counselling	13	138	151
Accounting and taxation	393	446	839	Domestic services	0	0	0
Finance, banking and insurance	31	55	86	Hotels, restaurants and catering	77	54	131
Management and administration	1646	2011	3657	Sports	51	19	70
Marketing and advertising	9	15	24	Travel, tourism and leisure	212	110	322
Law	296	291	587	Community sanitation	12	19	31
Biology	2	13	15	Protection of persons and property	0	0	0
Earth science	8	4	12	Unspecified	11	0	11

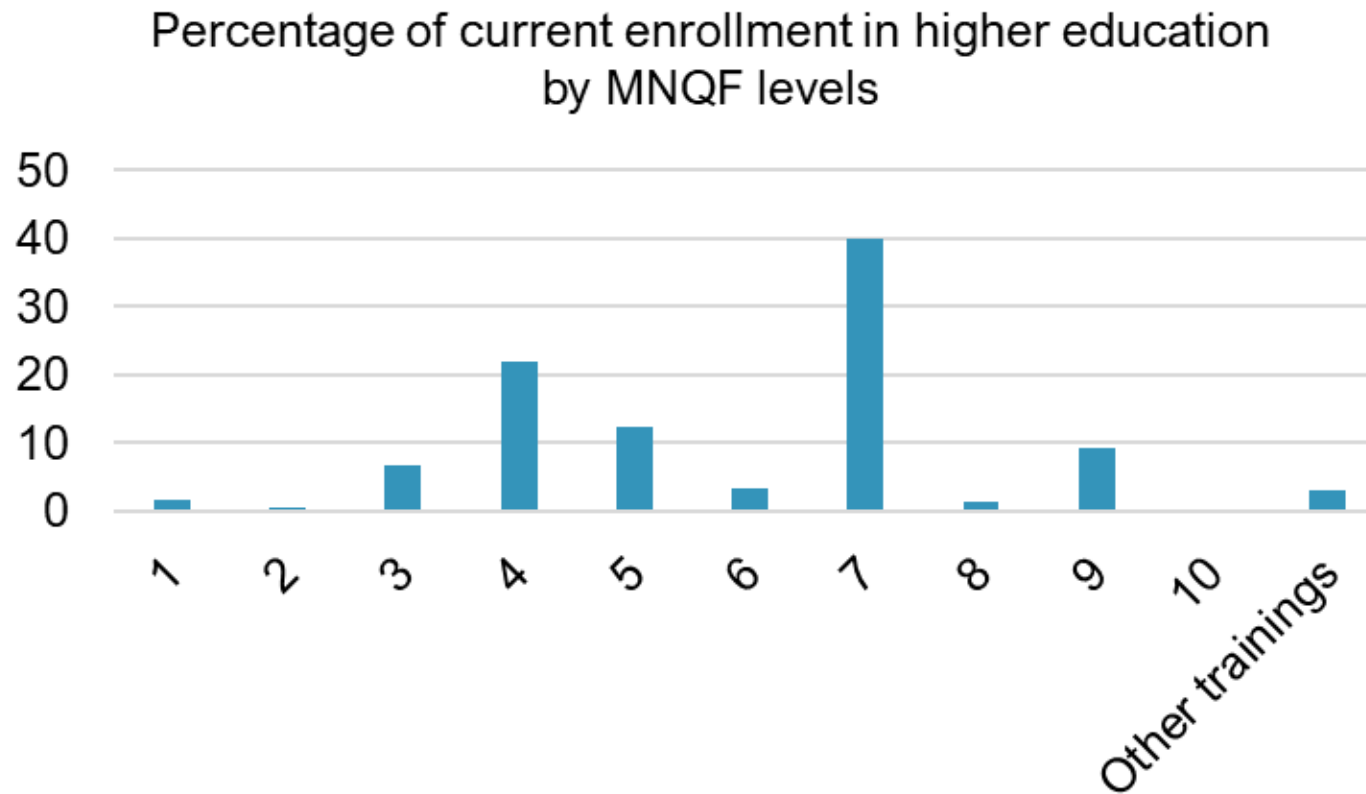
*based on available disaggregate data

CURRENT ENROLLMENT IN HIGHER EDUCATION BY GENDER

Percentage of current enrollment in higher education by gender



CURRENT ENROLLMENT IN HIGHER EDUCATION BY LEVELS OF MALDIVES NATIONAL QUALIFICATIONS FRAMEWORK



CURRENT ENROLLMENT IN HIGHER EDUCATION BY FIELD OF STUDY

14

FIELD OF EDUCATION AND TRAINING	Male	Female	Total	FIELD OF EDUCATION AND TRAINING	Male	Female	Total
Basic programmes and qualifications	505	724	1229	Database and network design and administration	639	185	824
Personal skills	0	0	0	Software and applications development and analysis	116	12	128
Teacher training for children with special needs	1	60	61	Chemical engineering and processes	35	0	35
Teacher training without subject specialization	290	1603	1893	Electricity and energy	603	5	608
Training for pre-school teachers	5	267	272	Mechanics and metal trades	22	0	22
Teacher training with subject specialization	369	1194	1563	Motor vehicles, ships and aircrafts	3	0	3
Audio-visual techniques and media production	13	17	30	Food processing	16	57	73
Fashion, interior and industrial design	120	80	200	Materials (glass, paper, plastic and wood)	21	5	26
Religion and theology	385	408	793	Building and civil engineering	53	4	57
Philosophy and ethics	2	2	4	Medicine	6	42	48
Language acquisition	168	511	679	Nursing and midwifery	67	1999	2066
Literature and linguistics	21	29	50	Medical diagnostic and treatment technology	31	164	195
Political science and civics	30	57	87	Therapy and rehabilitation	4	17	21
Psychology	24	204	228	Pharmacy	24	279	303
Journalism and reporting	24	21	45	Social work and counselling	25	240	265
Accounting and taxation	586	838	1424	Domestic services	1	0	1
Finance, banking and insurance	50	107	157	Hotels, restaurants and catering	116	94	210
Management and administration	1704	2454	4158	Sports	51	19	70
Marketing and advertising	29	40	69	Travel, tourism and leisure	281	177	458
Law	764	716	1480	Community sanitation	13	23	36
Biology	13	45	58	Protection of persons and property	7	6	13
Earth science	8	4	12	Unspecified	12	3	15

*based on available disaggregate data

GRADUATE OUTPUT IN HIGHER EDUCATION BY GENDER

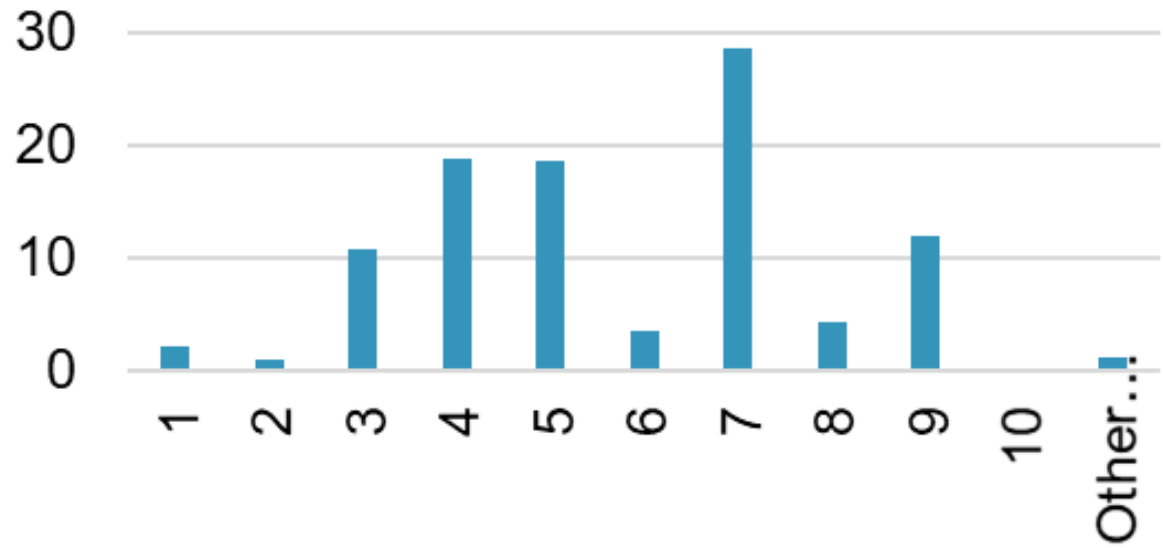
Percentage of graduate output in higher education by gender



■ Male ■ Female

GRADUATE OUTPUT IN HIGHER EDUCATION BY LEVELS OF MALDIVES NATIONAL QUALIFICATIONS FRAMEWORK

Percentage of graduate output in higher education by MNQF levels



GRADUATE OUTPUT IN HIGHER EDUCATION BY FIELD OF STUDY

FIELD OF EDUCATION AND TRAINING	Male	Female	Total	FIELD OF EDUCATION AND TRAINING	Male	Female	Total
Basic programmes and qualifications	36	90	126	Database and network design and administration	195	105	300
Personal skills	2	1	3	Software and applications development and analysis	32	26	58
Teacher training for children with special needs	0	18	18	Chemical engineering and processes	7	0	7
Teacher training without subject specialization	148	460	608	Electricity and energy	195	0	195
Training for pre-school teachers	9	407	416	Mechanics and metal trades	2	0	2
Teacher training with subject specialization	52	215	267	Motor vehicles, ships and aircrafts	0	0	0
Audio-visual techniques and media production	22	7	29	Food processing	2	5	7
Fashion, interior and industrial design	14	1	15	Materials (glass, paper, plastic and wood)	7	4	11
Religion and theology	91	70	161	Building and civil engineering	4	0	4
Philosophy and ethics	0	0	0	Medicine	4	4	8
Language acquisition	43	158	201	Nursing and midwifery	5	209	214
Literature and linguistics	3	4	7	Medical diagnostic and treatment technology	2	16	18
Political science and civics	0	1	1	Therapy and rehabilitation	0	0	0
Psychology	5	34	39	Pharmacy	0	11	11
Journalism and reporting	0	0	0	Social work and counselling	9	30	39
Accounting and taxation	114	160	274	Domestic services	0	0	0
Finance, banking and insurance	4	4	8	Hotels, restaurants and catering	56	24	80
Management and administration	614	1020	1634	Sports	8	6	14
Marketing and advertising	6	4	10	Travel, tourism and leisure	19	23	42
Law	261	218	479	Community sanitation	8	10	18
Biology	0	0	0	Protection of persons and property	0	0	0
Earth science	0	1	1	Unspecified	11	4	15

*based on available disaggregate data

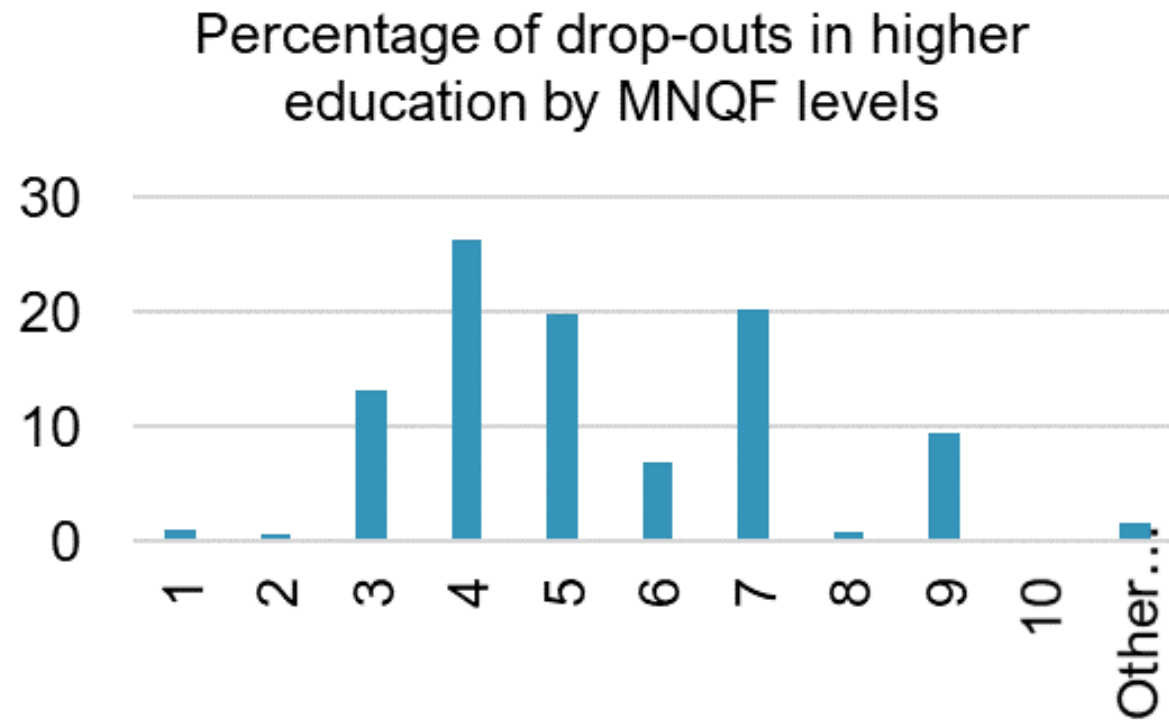
DROP-OUTS IN HIGHER EDUCATION BY GENDER

Percentage of drop-outs in higher education by gender



■ Male ■ Female

DROP-OUTS IN HIGHER EDUCATION BY LEVELS OF MALDIVES NATIONAL QUALIFICATIONS FRAMEWORK



DROP-OUTS IN HIGHER EDUCATION BY FIELD OF STUDY

FIELD OF EDUCATION AND TRAINING	Male	Female	Total	FIELD OF EDUCATION AND TRAINING	Male	Female	Total
Basic programmes and qualifications	38	46	84	Database and network design and administration	67	32	99
Personal skills	0	0	0	Software and applications development and analysis	0	7	7
Teacher training for children with special needs	0	8	8	Chemical engineering and processes	2	0	2
Teacher training without subject specialization	20	96	116	Electricity and energy	97	0	97
Training for pre-school teachers	2	51	53	Mechanics and metal trades	1	0	0
Teacher training with subject specialization	17	39	56	Motor vehicles, ships and aircrafts	0	0	0
Audio-visual techniques and media production	3	0	3	Food processing	0	0	0
Fashion, interior and industrial design	30	22	52	Materials (glass, paper, plastic and wood)	0	0	0
Religion and theology	13	10	23	Building and civil engineering	8	0	8
Philosophy and ethics	0	0	0	Medicine	1	1	2
Language acquisition	4	19	23	Nursing and midwifery	5	40	45
Literature and linguistics	2	0	2	Medical diagnostic and treatment technology	1	1	2
Political science and civics	0	1	1	Therapy and rehabilitation	0	0	0
Psychology	1	4	5	Pharmacy	0	68	68
Journalism and reporting	1	0	1	Social work and counselling	0	15	15
Accounting and taxation	24	47	71	Domestic services	0	0	0
Finance, banking and insurance	2	6	8	Hotels, restaurants and catering	4	1	5
Management and administration	228	266	494	Sports	2	1	3
Marketing and advertising	0	2	2	Travel, tourism and leisure	8	6	14
Law	33	12	45	Community sanitation	0	1	1
Biology	0	0	0	Protection of persons and property	9	0	0
Earth science	0	1	1	Unspecified	1	6	17

*based on available disaggregate data

Ministry of Higher Education
Maldives
2020